



KWAZULU-NATAL PROVINCE
AGRICULTURE AND RURAL DEVELOPMENT
REPUBLIC OF SOUTH AFRICA

Fresh Produce Market Analysis Report for Quarter 1 (January – March 2024)



GROWING KWAZULU-NATAL TOGETHER

#PHEZ'KOMKHONO

Table of Contents

1. INTRODUCTION	1
2. MARKETING INFORMATION SYSTEM (MIS)	1
3. PATTERN ANALYSIS	2
3.1. Potatoes marketed at the Durban and Pietermaritzburg Fresh Produce Market.	2
3.2. Sweet potatoes marketed at the Durban and Pietermaritzburg Fresh Produce Market.	4
3.3. Onions marketed at the Durban and Pietermaritzburg Fresh Produce Market.	6
3.4. Carrots marketed at the Durban and Pietermaritzburg Fresh Produce Market.	8
3.5. Cabbages marketed at the Durban and Pietermaritzburg Fresh Produce Market.	10
3.6. Lettuce marketed at the Durban and Pietermaritzburg Fresh Produce Market.	12
3.7. Spinach marketed at the Durban and Pietermaritzburg Fresh Produce Market.	13
3.8. Pumpkins marketed at the Durban and Pietermaritzburg Fresh Produce Market.	16
3.9. Butternut marketed at the Durban and Pietermaritzburg Fresh Produce Market.	18
3.10. Tomatoes marketed at the Durban and Pietermaritzburg Fresh Produce Market.	20
3.11. Peppers marketed at the Durban and Pietermaritzburg Fresh Produce Market.	22
ACKNOWLEDGEMENTS	0

1. INTRODUCTION

The primary purpose of the publication is to present the quarterly analysis of the volume at the market and the prices of the produce in Pietermaritzburg and Durban fresh produce markets. The bulletin will include a pattern analysis of the prices (R per ton) and the volume (Tons) of selected vegetables marketed at the market due to the importance they possess in the area of production in KZN and the marketed volume. The interval covered in the current issue is quarter one of 2024 (January-March) compared against the fourth quarter of 2023 (October-December)

The analysis in the document will be solely focused on the following vegetables:

Potatoes, Sweet Potatoes, Onions, Carrots, Cabbages, Lettuce, Pumpkins, Spinach, Tomatoes and Peppers, respectively. It is worth noting that the vegetables mentioned above may change over time as the report is based on the relevance of the produce in the market.

2. MARKETING INFORMATION SYSTEM (MIS)

The Agricultural Marketing Information Systems (MIS) is a web-based information tool offered by the Department of Agriculture, Land Reform and Rural Development. It provides farmers with easily accessible market information. Market information is provided for horticulture, field crops, livestock and industrial products and includes the following categories:

- Commodity Marketing prices,
- Commodity Monthly prices,
- Grading and standard information,
- Commodity Profiles and Market opportunities, etc.

MIS can be accessed via the following website link: <http://webapps.daff.gov.za/amis> (no subscription fee payable to access system)

3. PATTERN ANALYSIS

The following section will include a detailed analysis and discussion is presented herein for the various fresh produce in Durban and Pietermaritzburg Fresh Produce Market, comparing October-December 2023 to January-March 2024.

3.1. Potatoes marketed at the Durban and Pietermaritzburg Fresh Produce Market.

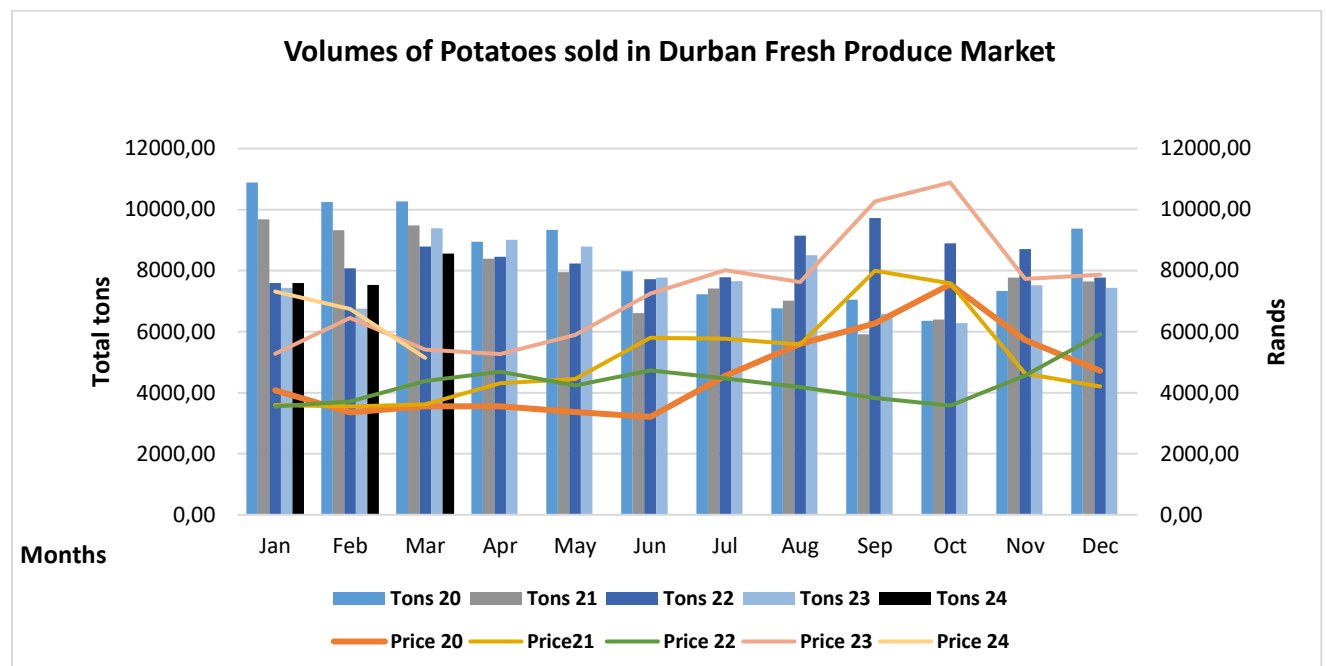


Figure 1.1 Potatoes sales at Durban Fresh Produce Market

During the period under review, the volume of potatoes marketed in quarter 1, 2024 increased by 811,04 tons and reached 7892,31 tons compared to 7081,27 tons marketed in the quarter 4, 2023. This translates into a quarter-to-quarter increase of 10.28%. The average market price of potatoes in quarter 1, 2024 traded less by 37.97 % and reached R 6398,61 per ton compared to R8828,26 per ton obtained in quarter 4, 2023. When comparing quarter 1, 2024 and the same period in the previous year, the Durban fresh produce market had an increase of potatoes in quarter 1, 2024 that was 32,63 tons and reached 7892,31 tons in 2024 from 7859,68 tons in 2023. This was accompanied by higher average prices in quarter 1 2023 compared to the price that was recorded in quarter 1, 2024.

On the monthly bases, the volume of potatoes marketed in March 2024 increased by 513.77 tons and reached 8558,15 tons compared to 7530,61 tons marketed in the

previous month. During the same period, the average price of potatoes decreased by 14,44% and reached R5141,98 per ton from R6738,64 per ton obtained in the previous month.

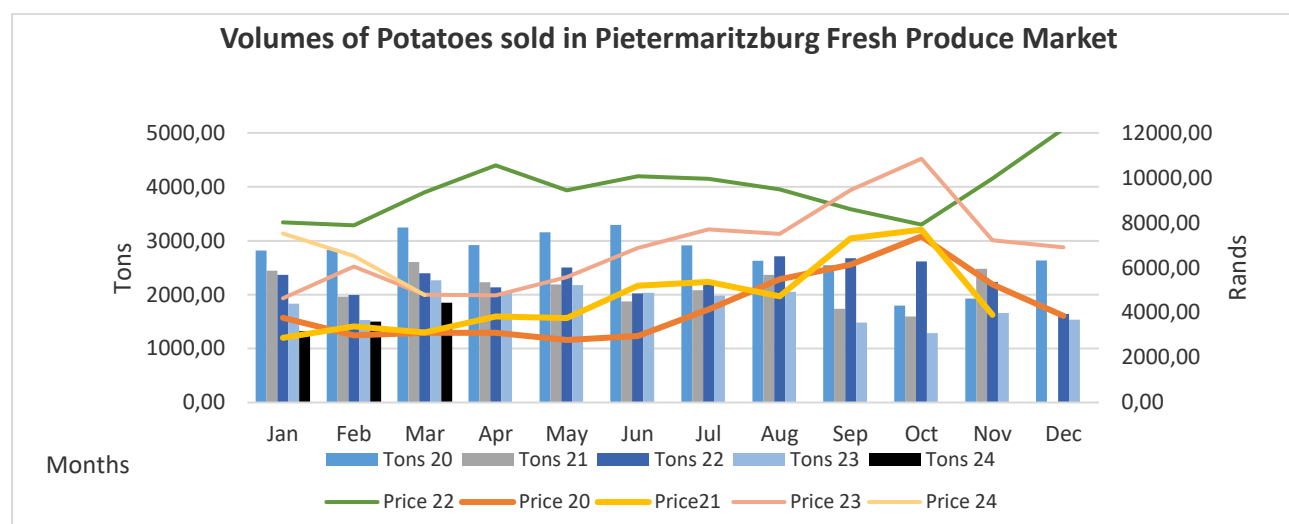


Figure 1.2: Potatoes sold at the Pietermaritzburg Fresh Produce Market.

During the first quarter of 2024, the volume of potatoes sold at the Pietermaritzburg fresh produce market increased by 63,863 tons and reached 1557,25 tons compared to 1493,39 tons recorded in the fourth quarter of 2023. Thus, resulting to a quarter to quarter increase of 4,10%. The average price of marketed potatoes decreased by R2051,37 per ton or 32,70% and reached R6274,24 per ton in quarter 1, 2024 from R8325,61 per ton received in the previous quarter. This indicated that there was an increase in volumes of potatoes supplied to the market in quarter 1, 2024 which resulted in the price decrease.

On the monthly bases, the volume of potatoes marketed in March 2024 increased by 10,56% and reached 1851,81 tons compared to 1497,95 tons marketed in the previous month. During the same period, the average price of potatoes decreased by 15,39% and reached R4779,93 per ton from R6518,86 per ton obtained in the previous month.

3.2. Sweet potatoes marketed at the Durban and Pietermaritzburg Fresh Produce Market.

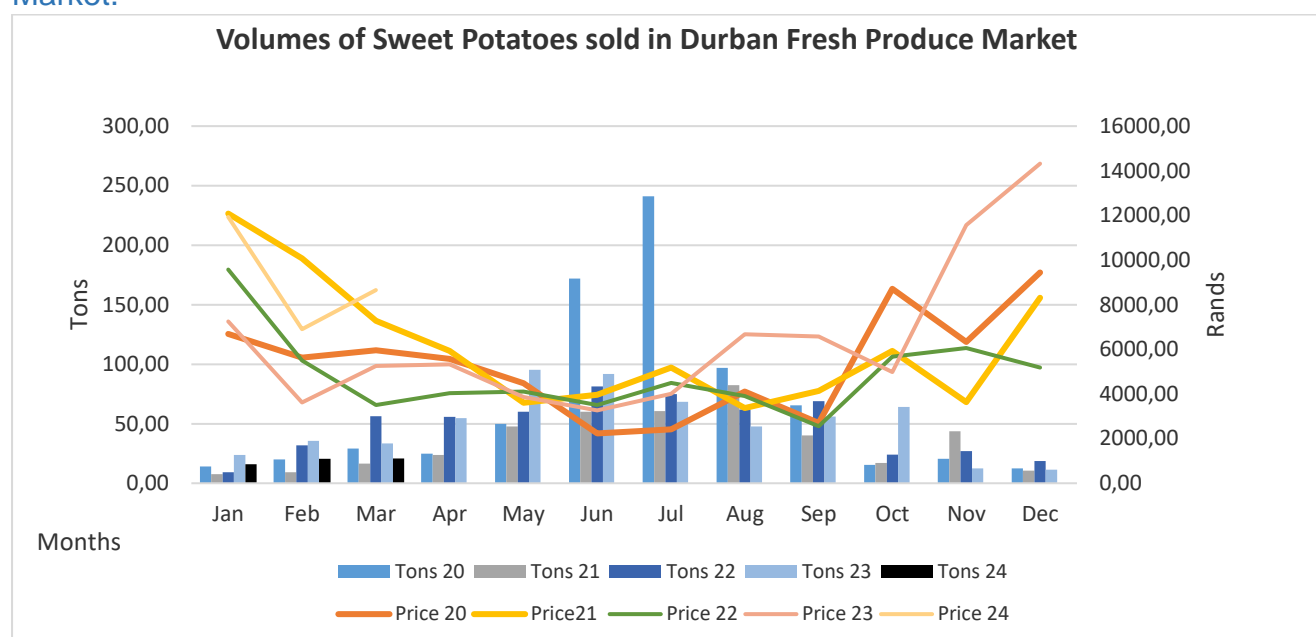
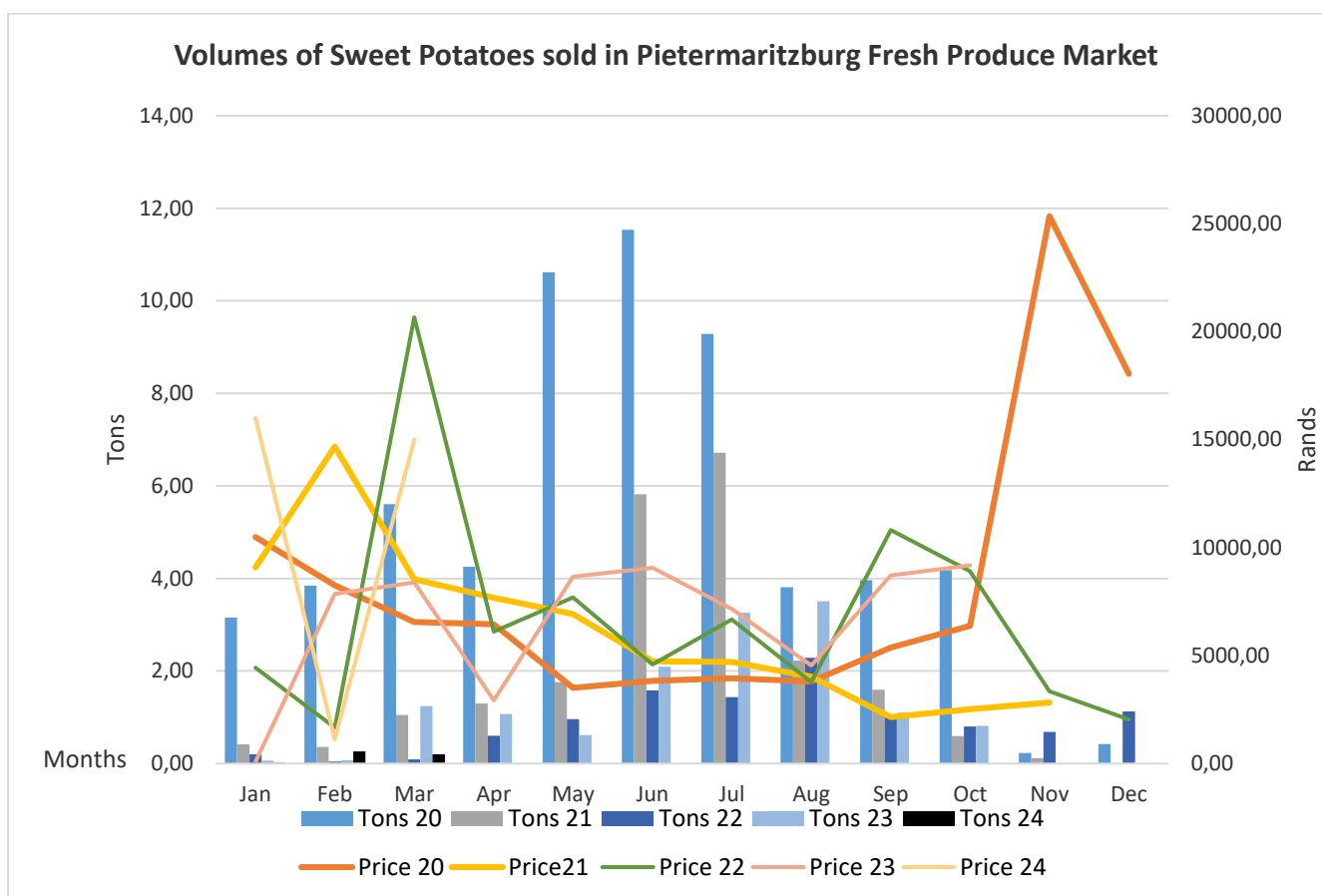


Figure 2.1 Sweet Potatoes sales at the Durban Fresh Produce Market

During the period under review, the total volume of sweet potatoes marketed decreased by 10,15 tons compared to the volume recorded in the previous quarter. This was accompanied by a decrease in average prices by 12,29% or R1125,40 per ton, which amounted to R 9160,29per ton in quarter 1 2024 from R10285,69 per ton recorded in the fourth quarter of 2023. When comparing quarter 1 of 2024 with the same period in the previous year, the volume on sweet potatoes marketed decreased by 61,84% and reached 19,13 tons compared to 30,96 tons marketed in same quarter of the previous year. While the average prices increased by 41,31% from R 5376,12 per ton recorded in quarter 1 2023 to R9160,29 per ton which was received in quarter 1, 2024.

On monthly, the total volume of sweet potatoes marketed in March 2024 increased by 0,07 tons compared to the volume recorded in the previous month, February 2024 and reached 20,79 tons from 20,65 tons. This can be translated to a month-to-month increase of 11,22% in average prices as they reached R8648,46 per ton compared to R6902,87 per ton recorded in February 2024.

Figure 2.2: Sweet potatoes sold at the Pietermaritzburg Fresh Produce Market



The quarter under review decreased by 0,65 tons when compared with the previous quarter 4 of 2023 and reached 0,16 tons, a decrease from 0,81 tons. Average prices increased by 14,30% and reached R10708,97 per ton from R9177,34 per ton in quarter 4, 2023.

When comparing the first quarter of 2024 against the same quarter of the previous year the results indicate decrease in the quantity marketed of 0,3 tons while the trade price increased by 49,17% in the market.

Month to month volume of quarter 1 2024 had a decrease of 13,04% in March 2024 which was 0,20 tons from 0,26 tons marketed in February 2024. Average prices then increased by 86,02% amounting to R15 000 price per ton from R1126,92 price per ton.

3.3. Onions marketed at the Durban Fresh Produce Market.

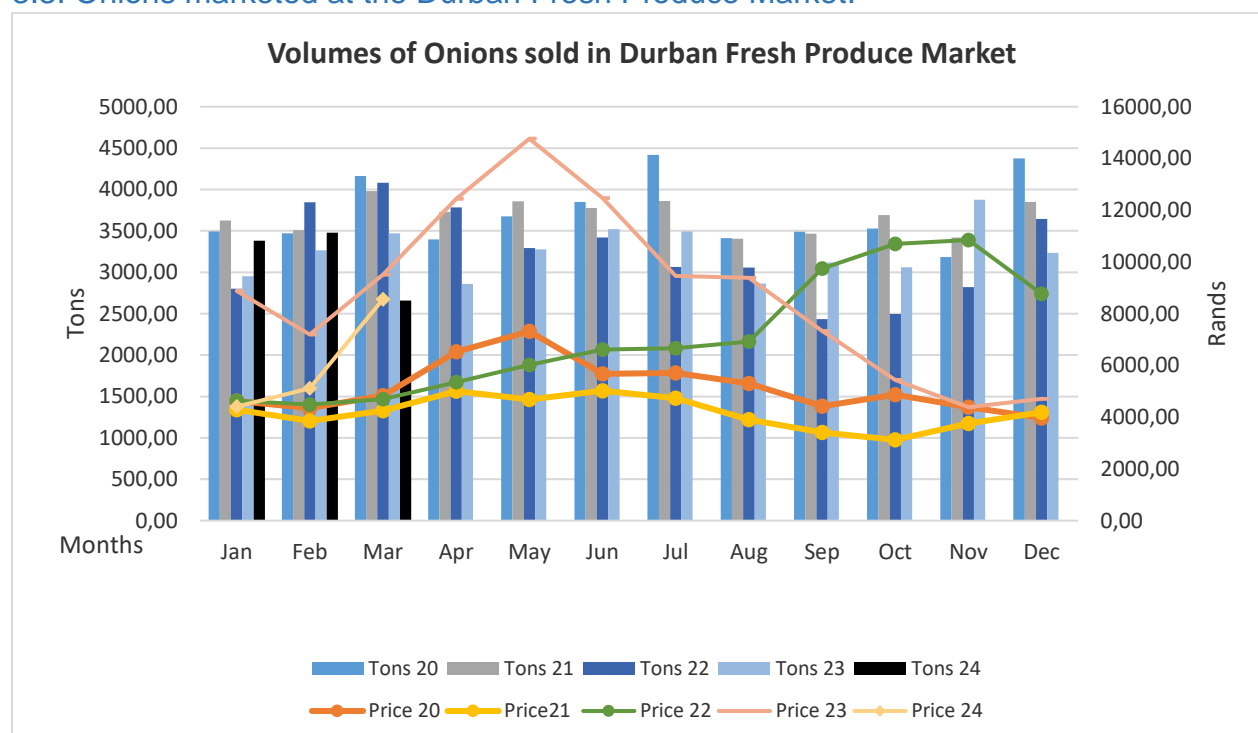


Figure 3.1 Onions sales at Durban Fresh Produce Market

During the period under review, the volume of onions marketed in quarter 1, 2024 decreased by 219,03 tons and reached 3172,15 tons compared to 3391,18 tons obtained in the quarter 4, 2023. This translates into a quarter-to-quarter decrease of 6,90% in volume onions marketed. On the other hand, the average market price of onions responded by increasing about 19,63% and reached R6027,95 compared to R4844,78 per ton obtained in the previous quarter. When comparing quarter 1 of 2024 with the same quarter of the previous year, the volume of onions decreased 1,80% and reached 3172,15 tons compared to 3229,12 tons marketed in same quarter of the previous year, while the average prices decreased by 41,53%.

On monthly bases, the volume of onions marketed in March 2024 decreased by 13,37% and reached 2657,68 tons compared to 3478,01 tons marketed in the previous month. During the same period, the average price of onions also increased by 25,22% and reached R 8562,98 per ton from R5113,85 per ton obtained in the previous month.

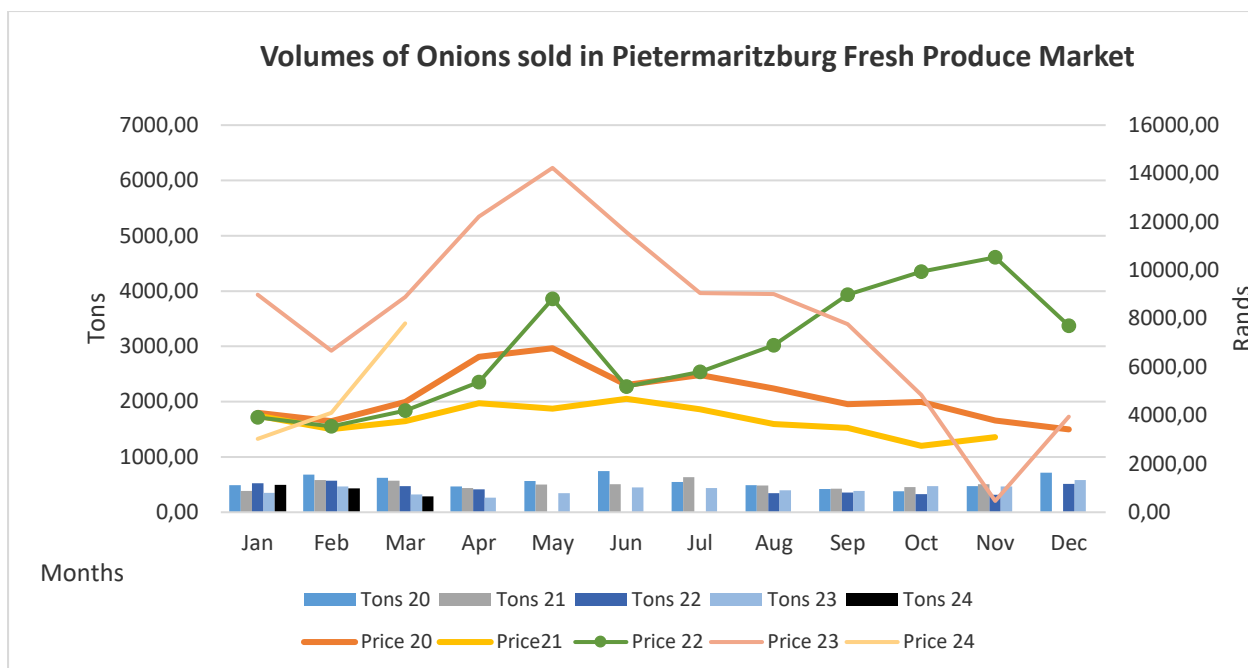


Figure 3.2: Onions sold at the Pietermaritzburg Fresh Produce Market

During the period under review, the volume of onions marketed in quarter 1, 2024 decreased by 104,23 tons and reached 403,5 tons compared to 507,73 tons obtained in the quarter 4, 2023. This translates into a quarter-to-quarter decrease of 25,83% in volume of onions marketed. On the other hand, the average market price of onions increased by 15,75% and reached R4983,99 compared to R4198,83 per ton obtained in quarter 4, 2024. When comparing quarter 1 of 2024 with the same quarter of the previous year, the volume of onions increased 6,12% and reached 403,5 tons compared to 378,79 tons marketed in same quarter of the previous year.

On monthly bases, the volume of onions marketed in March 2024 decreased by 20,04% and reached 286,03 tons compared to 429,44 tons marketed in the previous month. During the same period, the average price of onions increased by 31,00% and reached R7806,90 per ton from R4112,18 per ton obtained in the previous month.

3.4. Carrots marketed at the Durban and Pietermaritzburg Fresh Produce Market.

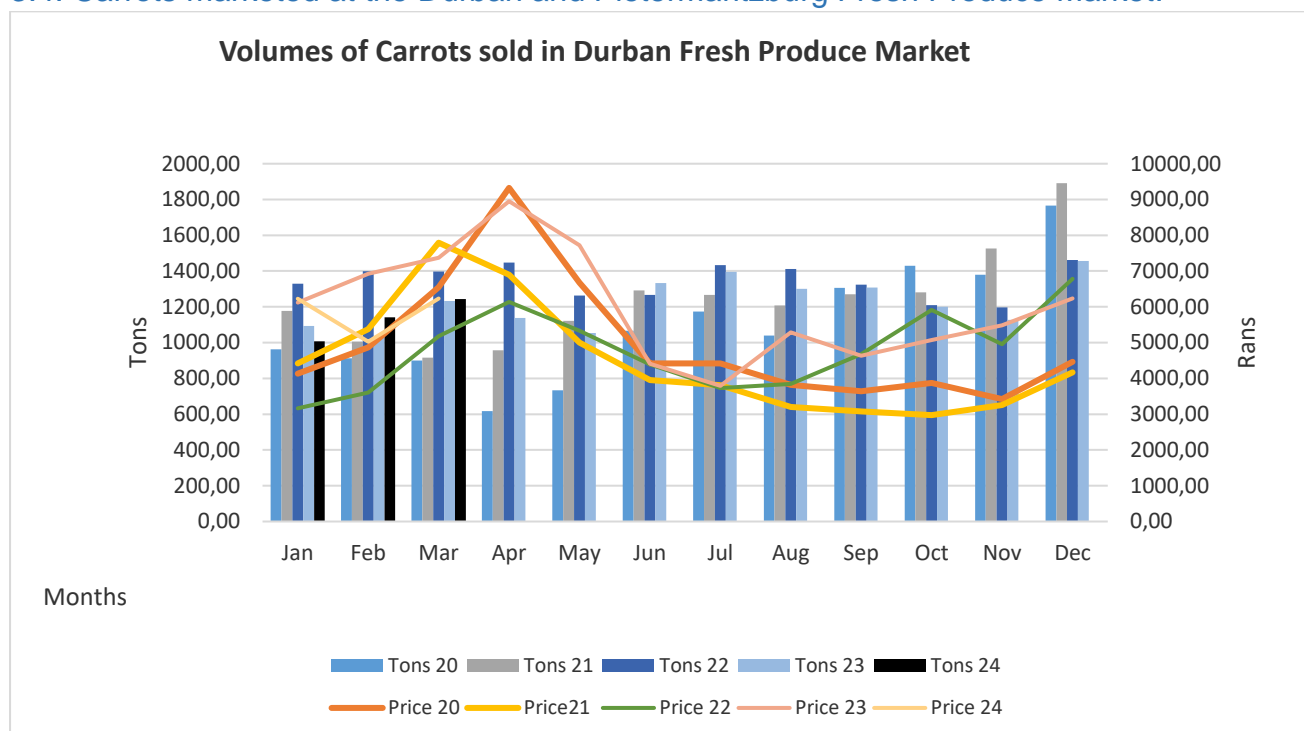


Figure 4.1 Carrots sales at Durban Fresh Produce Market.

During the period under review, the volume of carrots marketed in quarter 1, 2024 decreased by 11,56% and reached 1130,24 tons compared to 1260,89 tons obtained in the quarter 4, 2023. This decrease in the volume of carrots supplied to the market pushed prices up by 4,01% and reached R 5828,72 compared to R5594,87 per ton obtained in the previous quarter. When comparing quarter 1 of 2024 and quarter 1 2023, the volume of carrots marketed decreased by 0,87% and reached 1130,24 tons compared to 1120,44 tons marketed in same quarter of the previous year. Average prices decreased by 16,76% in quarter 1, 2024 and reached R5828,72 per ton compared to R6805,39 per ton recorded in the same quarter of the previous year.

On the monthly bases, the volume of carrots marketed in Durban fresh produce marketed in March 2024 increased by 4,26% and amounted to 1242,67 tons compared to 1141,10 tons recorded in the previous month. The average price responded by 10,72% increase and reached R6232,11 per ton from R5025,57 per ton recorded in the previous month, February 2024.

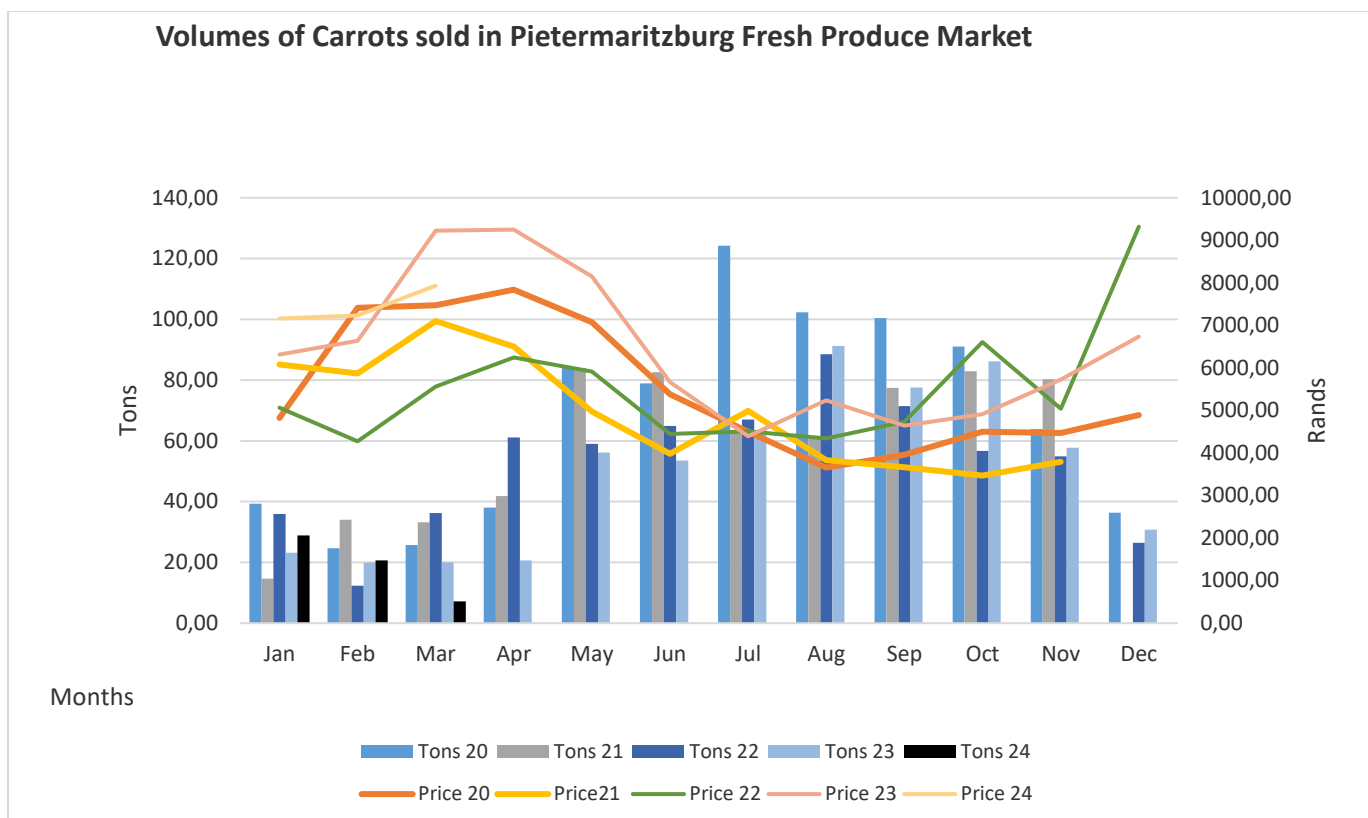


Figure 4.2: Carrots sold at the Pietermaritzburg Fresh Produce Market

During the period under review, the volume of carrots marketed in quarter 1, the volume of carrots marketed decreased by 39,33 tons and reached 18,92 tons compared to 58,25 tons marketed in the previous quarter. Average prices on the other hand increased by 22,15% in quarter 1, 2024 and reached R7442,24 per ton compared to R5793,55 per ton recorded in fourth quarter of 2023. When comparing quarter 1 of 2024 and quarter 1 2023, the volume of carrots marketed decreased by 11,26% and reached 18,92 tons compared to 21,05 tons marketed in same quarter of the previous year. Average prices on the other hand increased by 0,69% in quarter 1, 2024 and reached R 7442,24 per ton compared to R7390,85 per ton recorded in the same quarter of the previous year.

On monthly bases, the volume of carrots marketed in Pietermaritzburg fresh produce marketed in March 2024 decreased by 48,30% and amounted to 7,20 tons compared to 20,65 tons recorded in the previous month. The average price responded by an increase of 4,63% and reached R7933,89 per ton from R7231,55 per ton recorded in the previous month.

3.5. Cabbages marketed at the Durban and Pietermaritzburg Fresh Produce Market.

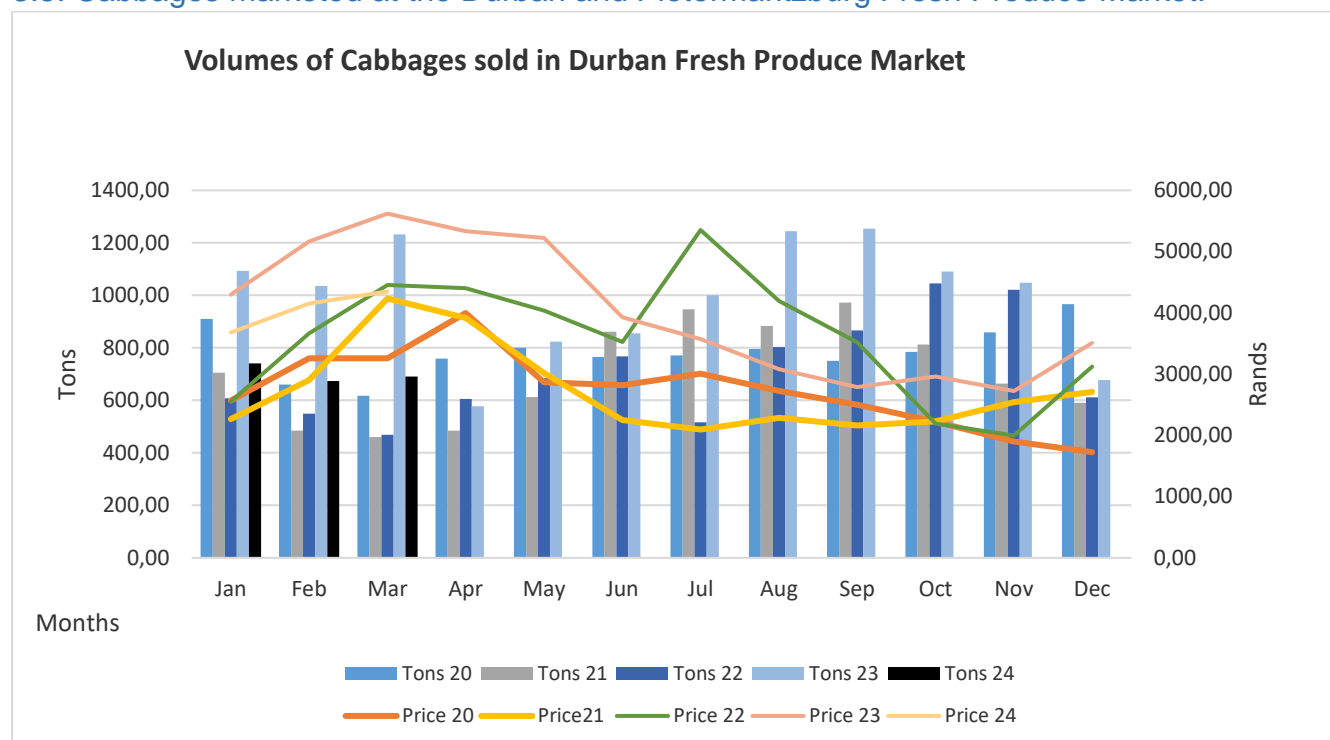


Figure 5.1 Cabbages sales at Durban Fresh Produce Market

During the period under review, the volume of cabbages marketed in Durban fresh produce market decreased by 237,35 tons and reached 701,46 tons compared to 938,81 tons obtained in previous quarter, i.e. quarter 4, 2024. This translates into a quarter-to-quarter decrease in volume of cabbages marketed by 33,84%. On the other hand, the average market prices increased by 24,50% and reached R4059,29 per ton compared to R3064,70 per ton obtained in the previous quarter. Upon comparing quarter 1 of 2024 and quarter 1 of 2023, there was an increase in the volume of cabbaged marketed at the Durban fresh produce market by 25,36%, amounting to 701,46 tons compared to the same quarter of the previous year, where 523,54 tons of cabbages were marketed in first quarter of 2023. The average prices decreased by 23,87% which dropped to R4059,29 per ton from R5028,29 per ton recorded in quarter 1 of 2023.

When comparing month-to-month, the volume of cabbages marketed in March 2024 increased by 1,34% and reached 691,23 tons compared to 672,99 tons marketed in the previous month. During the same period, the average price responded with an

increase of 2,34% and reached R4348,73 per ton from R4150,07 per ton obtained in February 2024.

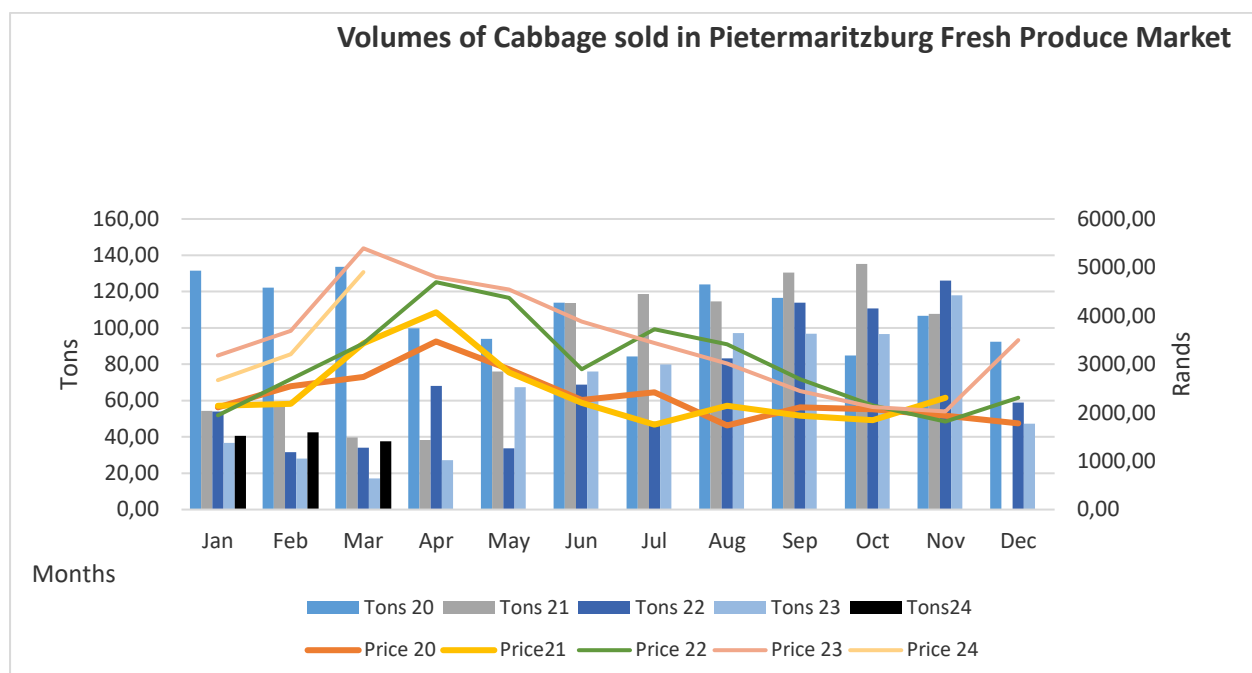


Figure 5.2: Cabbages sold at the Pietermaritzburg Fresh Produce Market.

During the period under review, the volume of cabbages marketed in Pietermaritzburg fresh produce market decreased by 47,03 tons, amounting to 40,29tons compared to the previous quarter, where 87,32 tons of cabbages were marketed in the fourth quarter of 2023. The average prices responded by an increase of 29,12% which amounted to R3594,51 per ton from R2547,68 per ton recorded in quarter 4 of 2023. Upon comparing quarter 1 of 2024 against quarter 1 of 2023, the volume of cabbages marketed increased by 32,24% and reached 40,29 tons compared to 27,3 tons recorded in the first quarter of 2023. The average prices on the other hand responded by decrease of 13,75% which reduced to R3594,51 per ton in 2024 from R4088,8 per ton recorded in quarter 1 of 2023.

When comparing month-to-month, the volume of cabbages marketed in March 2024 decreased by 6,21% and reached 37,62 tons compared to 42,60 tons marketed in the previous month. During the same period, the average price responded with an increase of 20,89% and reached R4902,84 per ton from R3208,41 per ton obtained in February 2024.

3.6. Lettuce marketed at the Durban and Pietermaritzburg Fresh Produce Market.

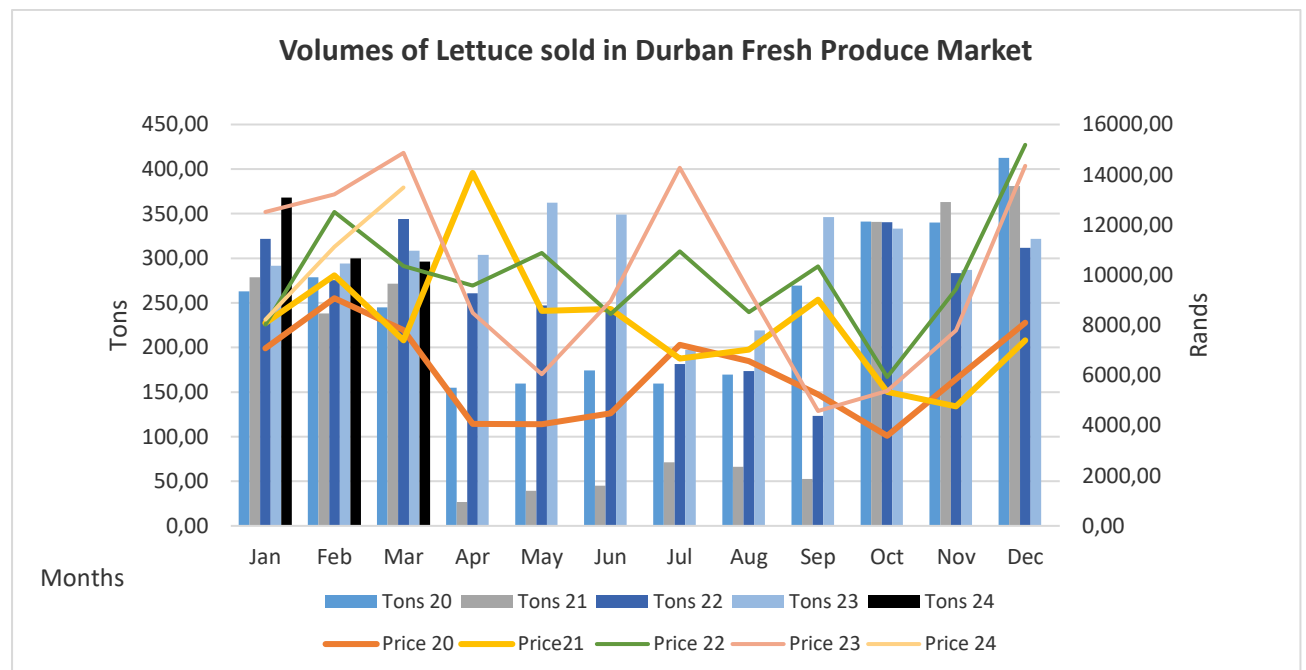


Figure 6.1 Lettuce sales at the Durban Fresh Produce Market

During the first quarter of 2024, the volume of lettuce marketed increased by 7,45 tons and reached 321,49 tons compared to 314,04 tons recorded in the quarter 4, 2023. The average market price of lettuce increased by 16,13% and reached R10942,30 compared to R9176,86 per ton obtained in the previous quarter. Upon comparing quarter 1 of 2024 against the same period of the previous year, the volume of lettuce marketed in quarter 1 of 2024 increased and reached 321,49 tons compared to 298,09 tons marketed in same quarter of the previous year. Prices decreased by R2589,67 per ton and reached R10942,3 per ton in quarter 1 2024 compared to R13531,97 recorded in quarter 1 2023.

During the month of March 2024, the volume of lettuce marketed in Durban fresh produce market decreased to 296,30 tons, which was 0,62% less by 299,99 tons recorded in the previous month. The average price responded by 9,64% increase and reached R13489,29 per ton from R11118,26 per ton recorded in February 2024.

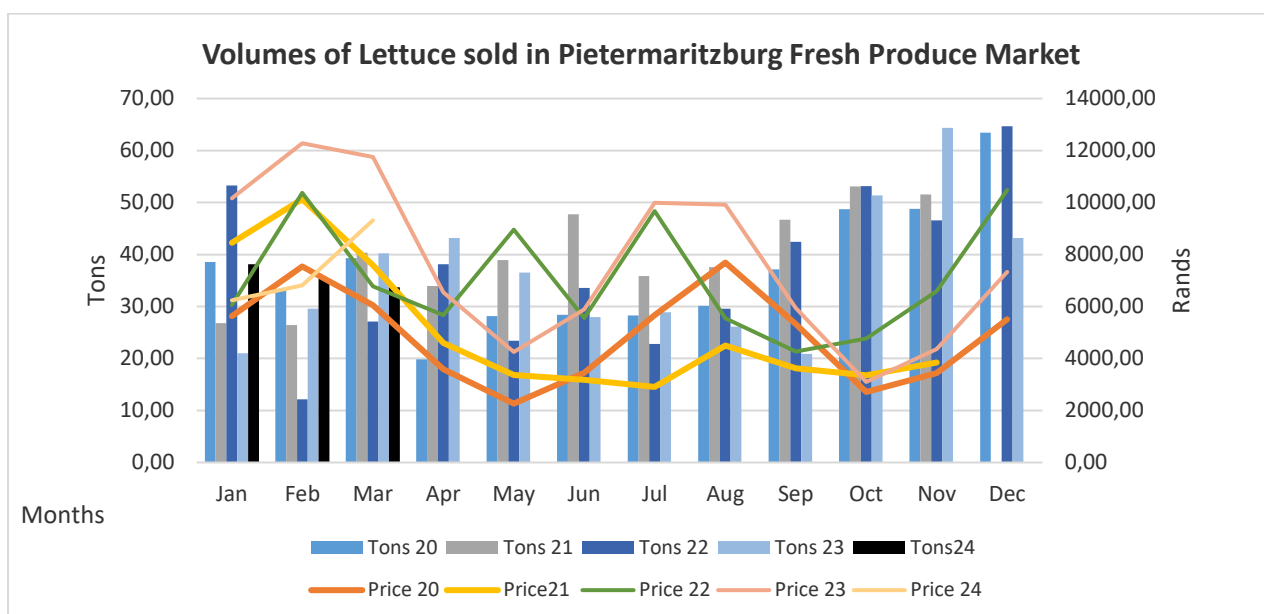


Figure 6.2 Lettuce sales at the Pietermaritzburg Fresh Produce Market

During the first quarter of 2024, the volume of lettuce marketed decreased by 48,31% tons and reached 35,72 tons compared to 52,98 tons recorded in the quarter 4, 2023. The average market price of lettuce increased by 33,84% and reached R7456,02 compared to R4932,85 per ton obtained in the previous quarter. Upon comparing quarter 1 of 2024 against the same of the previous year, the volume of lettuce marketed in quarter 1 of 2024 increased by 15,29% and reached 35,72 tons compared to 30,26 tons marketed in same quarter of the previous year. Prices decreased by R3942 per ton and reached R7456.02 per ton in quarter 1 2024 from R11398.02 per ton recorded in the same period of the previous year.

During the month of March 2024, the volume of lettuce marketed in Pietermaritzburg fresh produce market decreased to 33,70 tons, which was 2,37% less than 35,33 tons recorded in the previous month. The average price responded by 15,52% increase and reached R9316,11 per ton from R6812,39 per ton recorded in February 2024.

3.7. Spinach marketed at the Durban and Pietermaritzburg Fresh Produce Market.

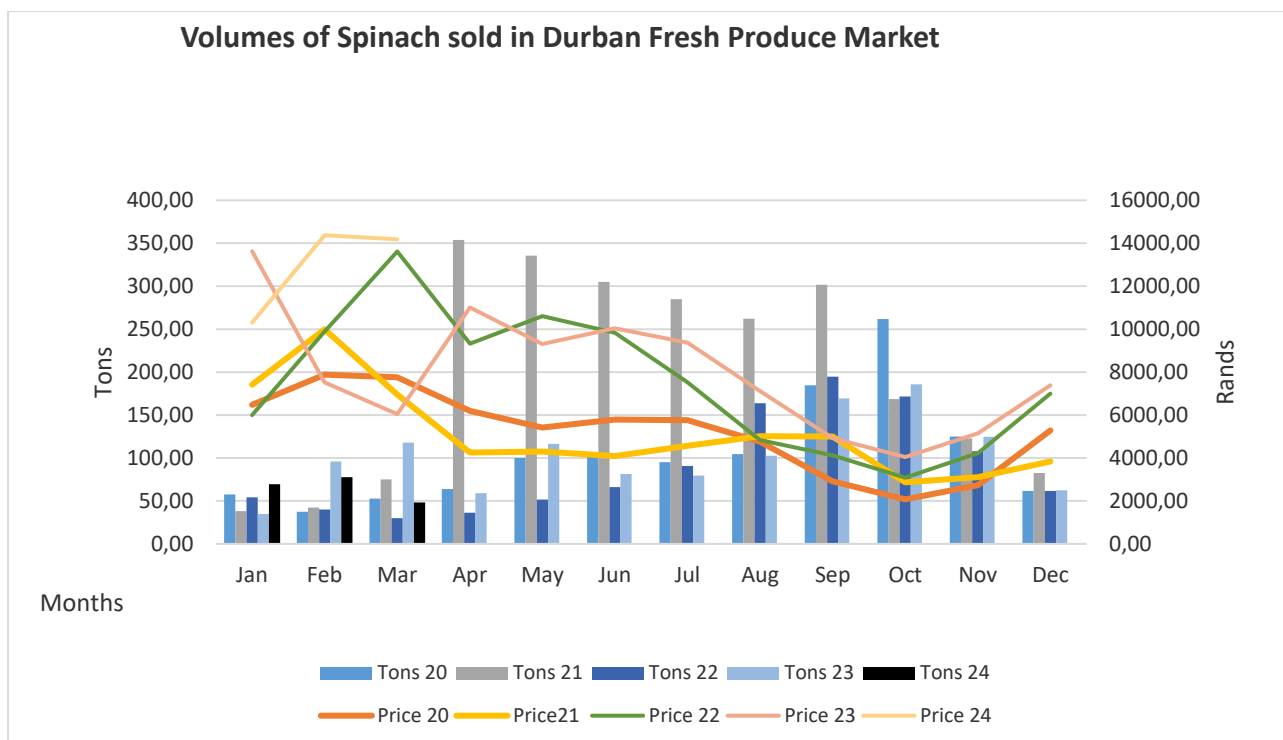


Figure 7.1 Spinach marketed at Durban Fresh Produce Market

During the first quarter of 2024, the volume of spinach marketed decreased by 59,23 tons and reached 65,16 tons compared to 124,39 tons obtained in the quarter 4, 2023. This translates into a quarter-to-quarter decrease of 90,90% in volumes marketed. On the other hand, the average market price of spinach increased by 57,34% and reached R12953,44 compared to R5526,28 per ton obtained in the previous quarter. When comparing quarter 1 of 2024 and the same quarter of 2023, the volume of spinach marketed at Durban fresh produce market decreased by 27,16% and reached 65,16 tons compared to 82,86 tons obtained on the same quarter of the previous year. Prices increased by R3891,06 per ton and reached R12953,44 per ton in quarter 1 2024 from R9062,38 per ton recorded in the same quarter of the previous year.

In March 2024, the volume of spinach marketed in Durban fresh produce market decreased to 48,37 tons, which was 23,21% less than volumes recorded in the previous month. The average price decreased by 0,67% and reached R14182,82 per ton compared to R14373,49 per ton achieved in the previous month.

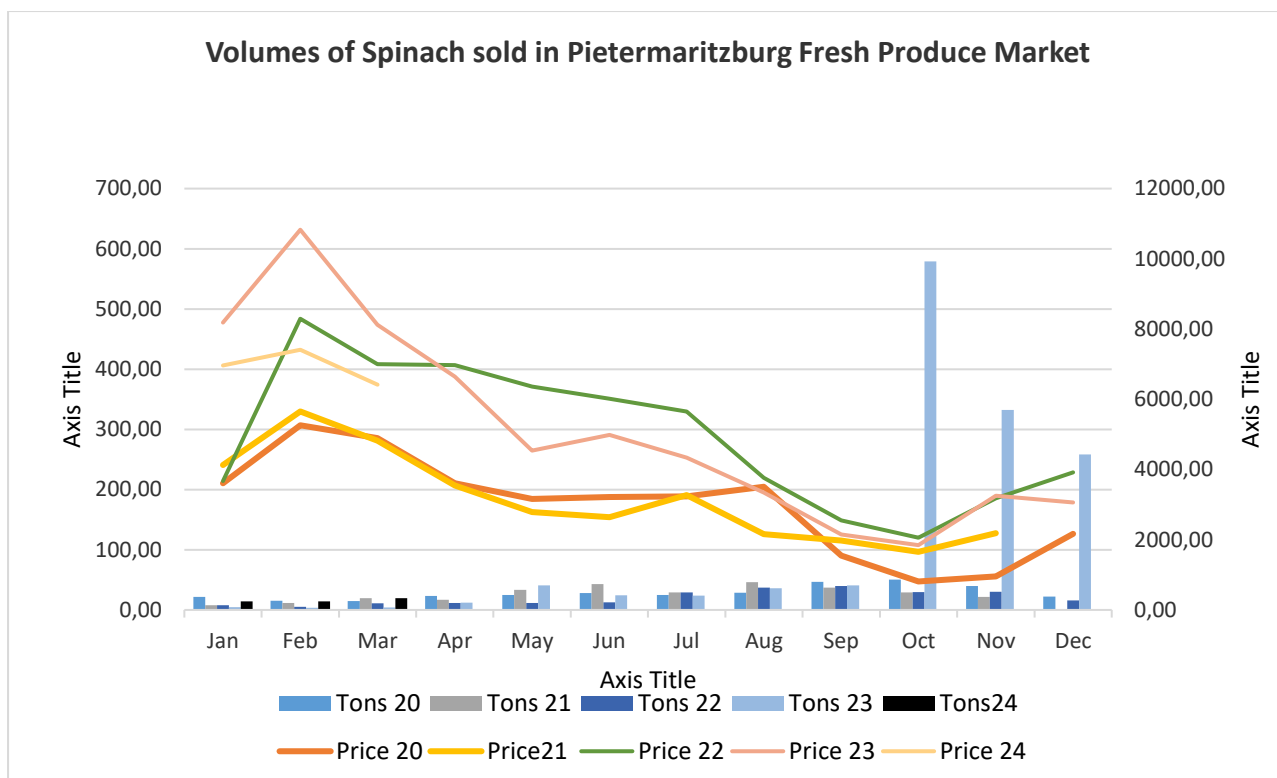


Figure 7.2 Spinach marketed at Pietermaritzburg Fresh Produce Market

During the first quarter of 2024, the volume of spinach marketed decreased by 373,75 tons and reached 15,96 tons compared to 389,72 tons obtained in the quarter 4, 2023. On the other hand, the average market price of spinach decreased by R4209 per ton and reached R6928,9 compared to R2719,90 per ton obtained in the quarter 4, 2023. When comparing quarter 1 of 2024 and the same quarter of 2023, the volume of spinach marketed at Durban fresh produce market increased by 11,8 tons and reached 15,96 tons compared to 4,16 tons obtained on the same quarter of the previous year. Prices decreased by R2115,23 per ton and reached R6928,9 per ton in quarter 1 2024 compared to R9044,13 per ton recorded in the same quarter of the previous year.

On monthly bases, the volume of spinach marketed in Pietermaritzburg fresh produce market in March 2024 amounted to 19,64 tons, which was 15,81% more than volumes recorded in the previous month. The average price decreased by 7,19% and reached R6414,94 per ton compared to R7409,17 per ton achieved in the previous month.

3.8. Pumpkins marketed at the Durban and Pietermaritzburg Fresh Produce Market.

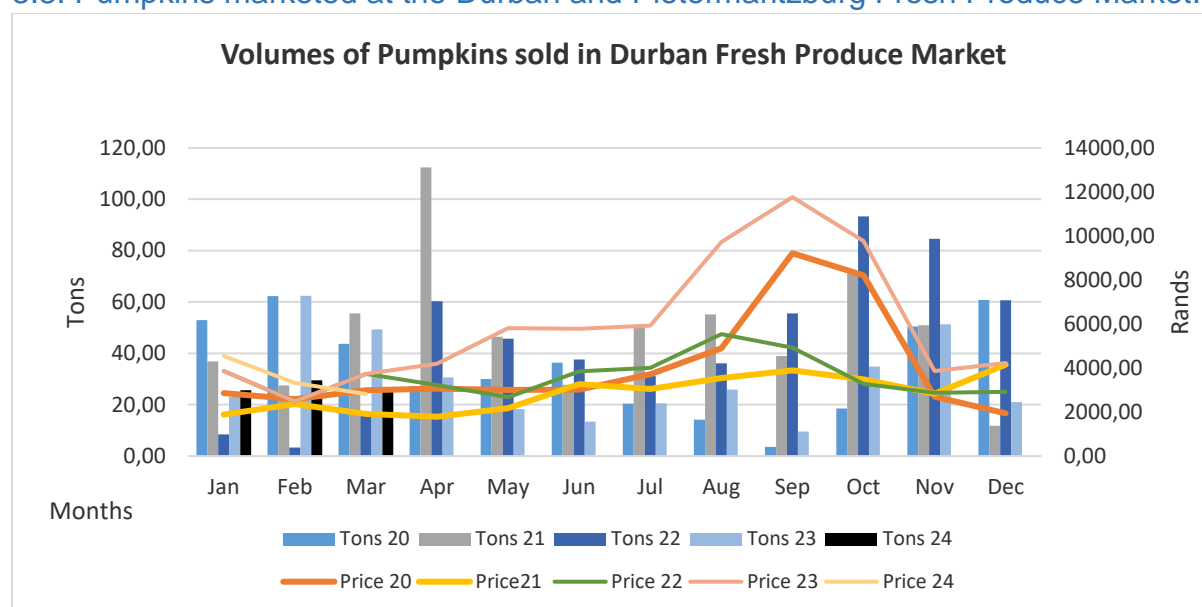


Figure 8.1 Pumpkins sales at Durban Fresh Produce Market

During the period under review, the volume of pumpkins marketed at the Durban fresh produce market decreased by 8,96 tons and reached 26,73 tons compared to 35,69 tons marketed in quarter 4, 2023. The average market price decreased by R2389,58 per ton in the first quarter of 2024, and reached R3563,01 per ton, compared to R5952,59 per ton obtained in previous quarter. Upon comparing quarter 1 of 2024 and the same quarter of the previous year, volume marketed decreased by 18,21% and reached 26,73 tons in quarter 1 2024 compared to 44,94 tons of the previous quarter. In quarter 1, 2024 pumpkins sales were R202,49 tons which was 5,68% more than prices recorded in quarter 1, 2024.

In March 2024, pumpkin volume marketed at the market decreased by 8,28% and reached 24,99 tons compared to 29,50 tons marketed in the previous month. Subsequently, the average market price decreased by 8,25% decreasing to R2818,97 per ton compared to R3325,75 per ton obtained in the previous month.

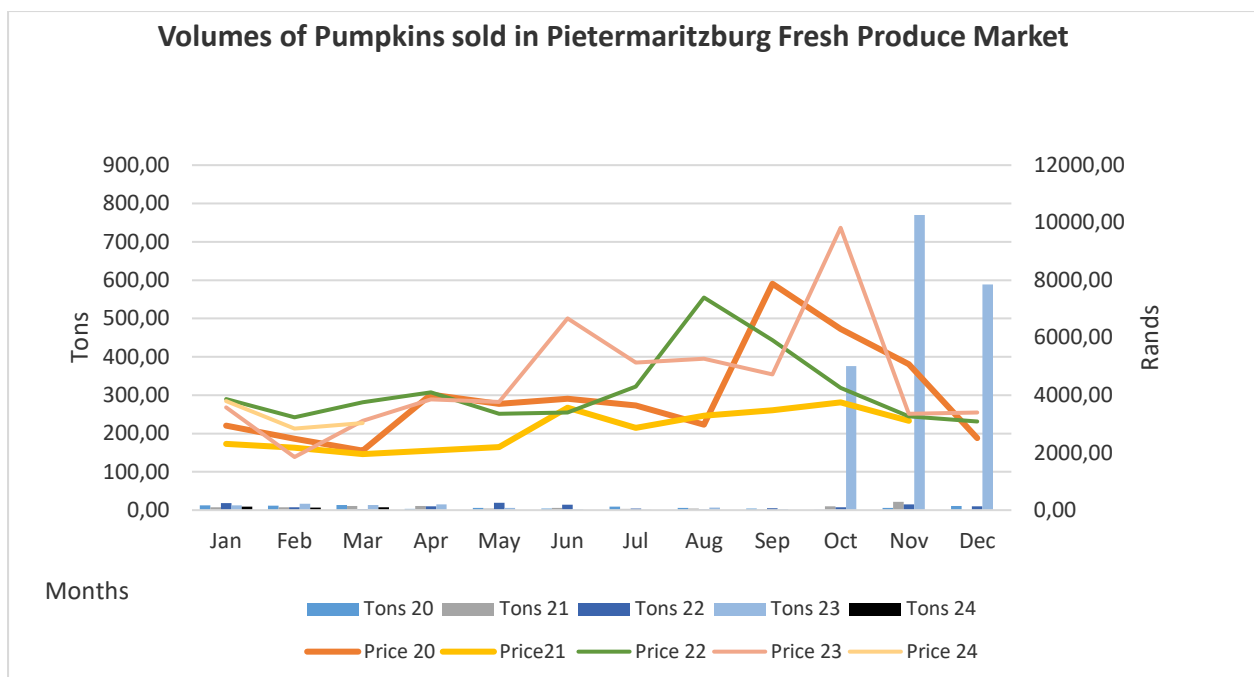


Figure 8.2 Pumpkins sales at Pietermaritzburg Fresh Produce Market

During the period under review, the volume of pumpkins marketed at the Pietermaritzburg fresh produce market decreased by 570,36 tons and reached 7,97 tons compared to 578,33 tons marketed in quarter 4, 2023. The average market price responded by a decrease of 71,42% in the first quarter of 2024, and reached R 3221,56 per ton, compared to R 5522,50 per ton obtained in previous quarter. When comparing quarter 1 2024 with the same period in the previous year, volume marketed decreased by 75,03% and reached 7,97 tons compared to 13,95 tons recorded in quarter 1 2023. Prices in quarter 1 2024 increased by R377,99 per ton and reached R3221,56 per ton from R2843,57 per ton recorded in quarter 1 2023.

On monthly bases, the volume of pumpkins marketed at Pietermaritzburg fresh produce market in March 2024 increased by 0,50 tons and reached 7,69 tons compared to 6,69 tons marketed in the previous month. Subsequently, the average market price increased by 3,36% amounting to R3033,81 per ton compared to R2836,32 per ton obtained in the previous month.

3.9. Butternut marketed at the Durban and Pietermaritzburg Fresh Produce Market.

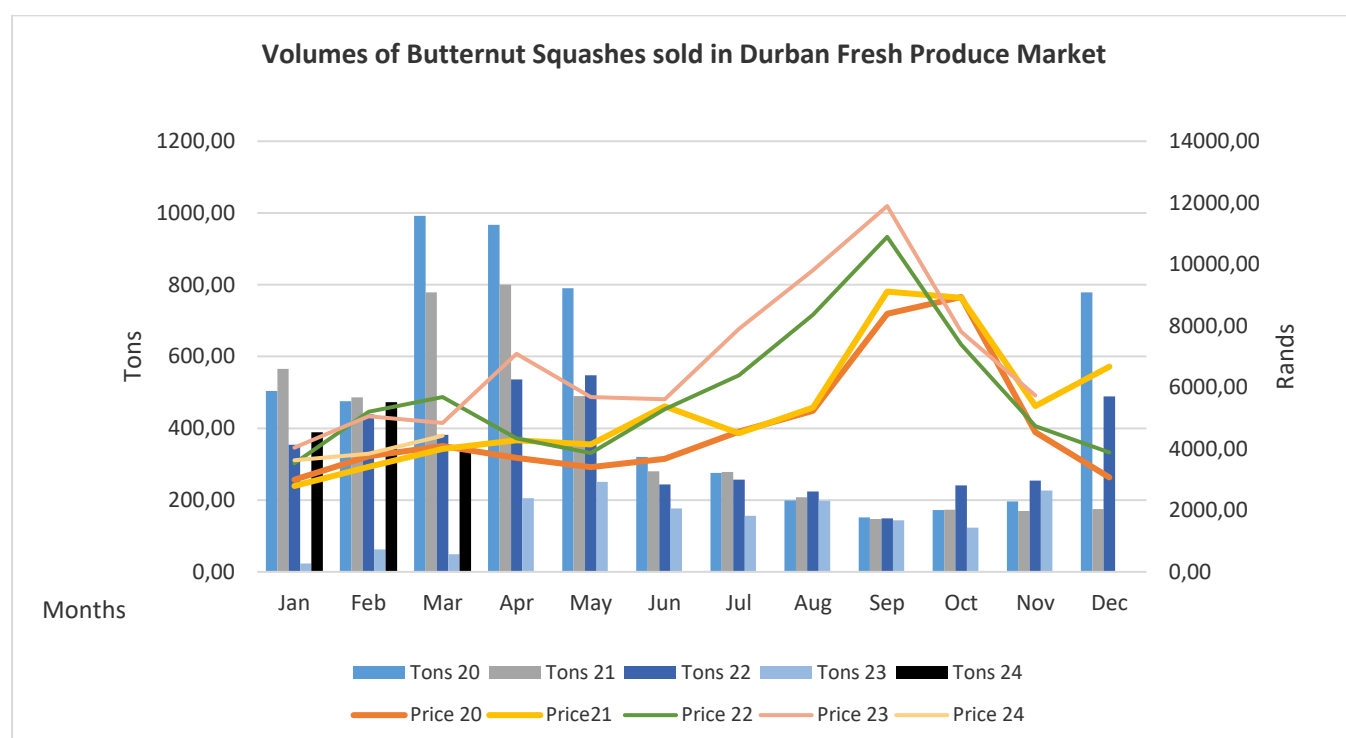


Figure 9.1 Butternuts sales at Durban Fresh Produce Market

During the period under review, the volume of butternuts marketed at the Durban fresh produce market increased by 234,40 tons and amounted to 399,02 tons compared to 164,62 recorded in quarter 4, 2023. In response the average price decreased by R4513,07 price per ton and reached R3965,32 per ton compared to R8478,39 per ton recorded in the quarter 4, 2023. During the first quarter of 2024, the total volumes butternuts marketed increased by 23,27% compared to the same quarter of the previous year. The fresh produce market received R3965,32 per ton in quarter 1, 2024 which was 17,21% less than R4647,6 per ton, recorded in the same quarter of the previous year.

On monthly bases, the volume of butternuts marketed at Durban fresh produce market in March 2024 reduced to 334,36 tons, which can be translated to 17,20% decrease in total volumes of butternuts marketed compared to 473,26 tons recorded in the previous month, February 2024. On the other hand, the average price responded by increase of 7,06% and reached R4426,09 per ton compared to R3842,35 per ton received in February 2024.

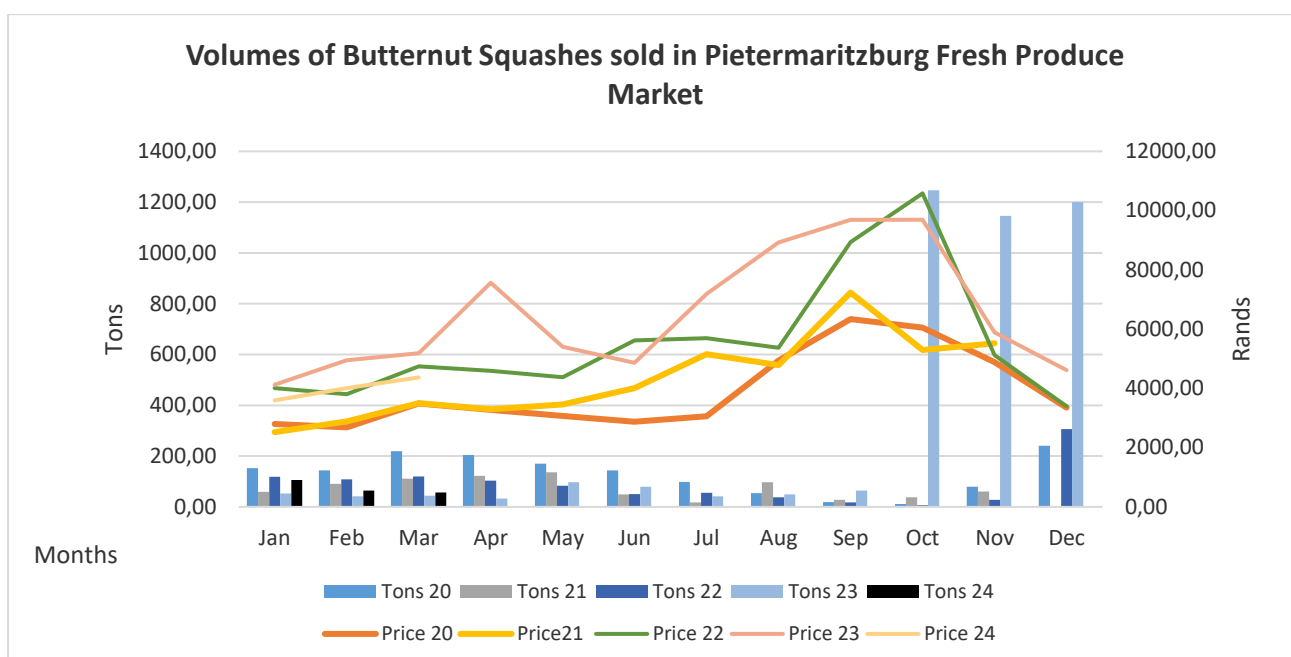


Figure 9.2 Butternuts sales at Pietermaritzburg Fresh Produce Market

During the period under review, the volume of butternuts marketed at the Pietermaritzburg fresh produce market decreased by 1122,08 tons and amounted to 75,43 tons compared to 1197,51 tons recorded in the fourth quarter of 2023. In response the average price decreased by 68,70% and reached R3988,89 per ton compared to R6729,30 per ton recorded in the fourth quarter of 2023. During the first quarter of 2024, the total volumes of butternuts marketed increased by 38,94% compared to the same quarter of the previous year. The fresh produce market received R3988,89 per ton in quarter 1, 2024 which was 19,13% less than R4752,16 per ton, recorded in the first quarter of 2023.

On monthly bases, In March 2024 the volume of butternuts marketed at Pietermaritzburg fresh produce market amounted to 57,19 tons, which can be translated to 5,35% decrease compared to 63,66 tons recorded in the previous month, February 2024. On the other hand, the average price followed by an increase of 4,36% and reached R 4368,50 per ton compared to R 4003,83 per ton received in February 2024.

3.10. Tomatoes marketed at the Durban and Pietermaritzburg Fresh Produce Market.

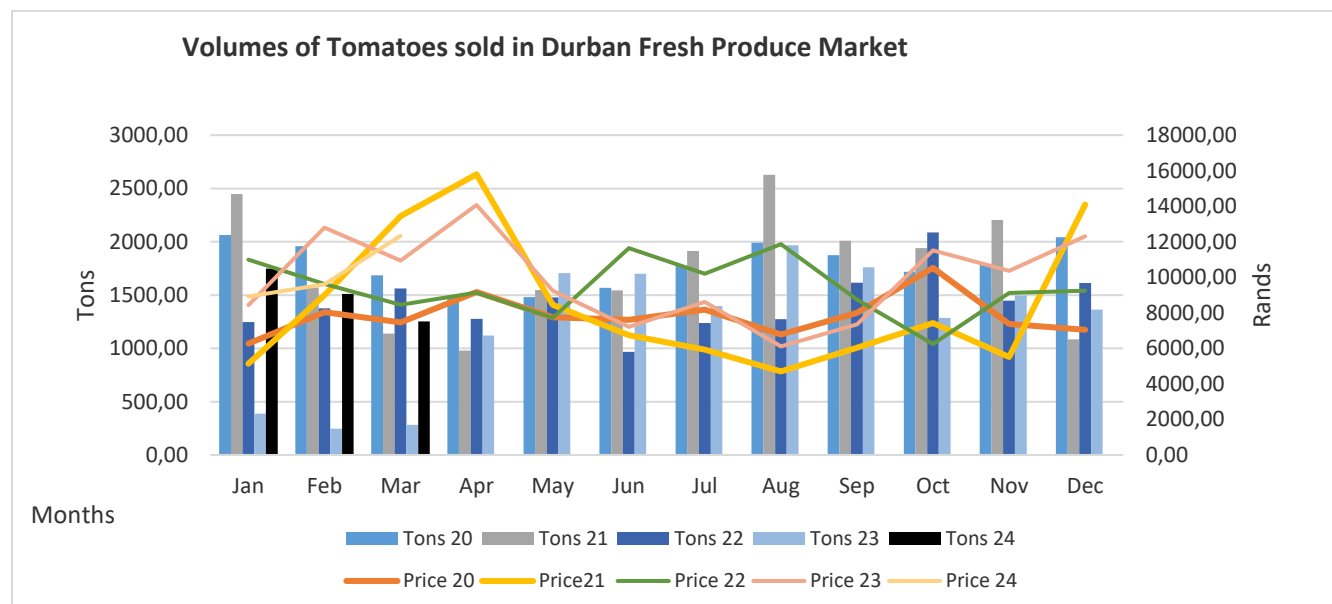


Figure 10.1 Tomatoes sales at Durban Fresh Produce Market.

During the period under review, the volume of tomatoes marketed at the Durban fresh produce market increased by 8,13% up to 1504,35 tons compared to the previous quarter, where 1382,10 tons of tomatoes were marketed. The average price per ton of tomatoes marketed in the first quarter of 2024 decreased by 10,79% amounting to R10288,11 per ton from R11398,60 per ton recorded in quarter 4. During the first quarter of 2024, tomatoes the average price of tomatoes decreased by 3,82% when compared to the average price recorder in the same quarter of the previous year.

On monthly basis, the volume of tomatoes marketed in March 2024 decreased by 9,43% and reached 1251,70 tons compared to 1512,49 tons marketed in the previous month. During the same period, the average price of tomatoes increased by 12,45% and reached R12336,91 per ton from R9606,00 per ton obtained in February 2024.

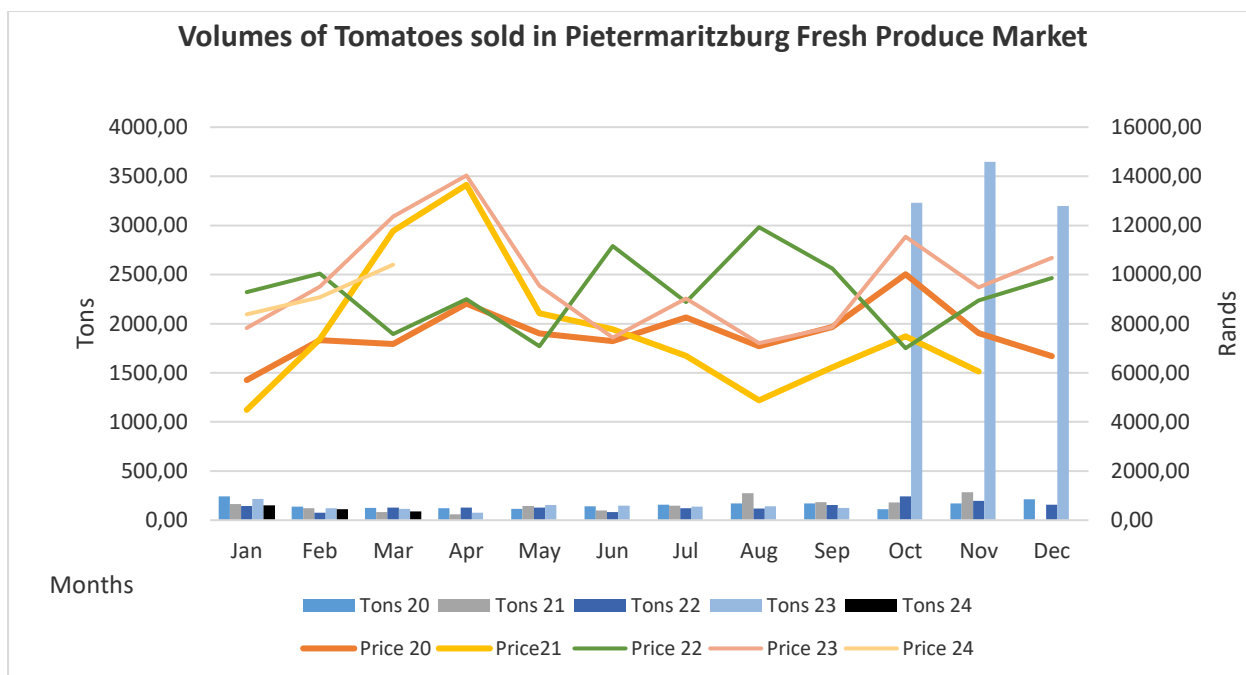


Figure 10.2 Tomatoes sales at Pietermaritzburg Fresh Produce Market.

During the period under review, the volume of tomatoes marketed at the Pietermaritzburg fresh produce market decreased by 3240,12 tons and amounted to 117,73 tons compared to the volumes marketed in quarter 4, 2023, where 3357,85 tons of tomatoes were marketed. The average price per ton of tomatoes decreased by 13,75% amounting to R9284,40 per ton from R10561,20 per ton recorded in quarter 4, 2024. When comparing the first quarter of 2024 with the same quarter of the previous year, the prices decreased and reached R9184,4 per ton, which was 6,60% less than R9896,86 per ton which was recorded in quarter 1, 2023.

On the monthly basis, the volume of tomatoes marketed in March 2024 decreased by 10,98% to reach 89,30 tons compared to 111,34 tons marketed in the previous month. During the same period, the average price of tomatoes increased and reached R10401,95 per ton from R9071,16 per ton obtained in February 2024.

3.11. Peppers marketed at the Durban and Pietermaritzburg Fresh Produce Market.

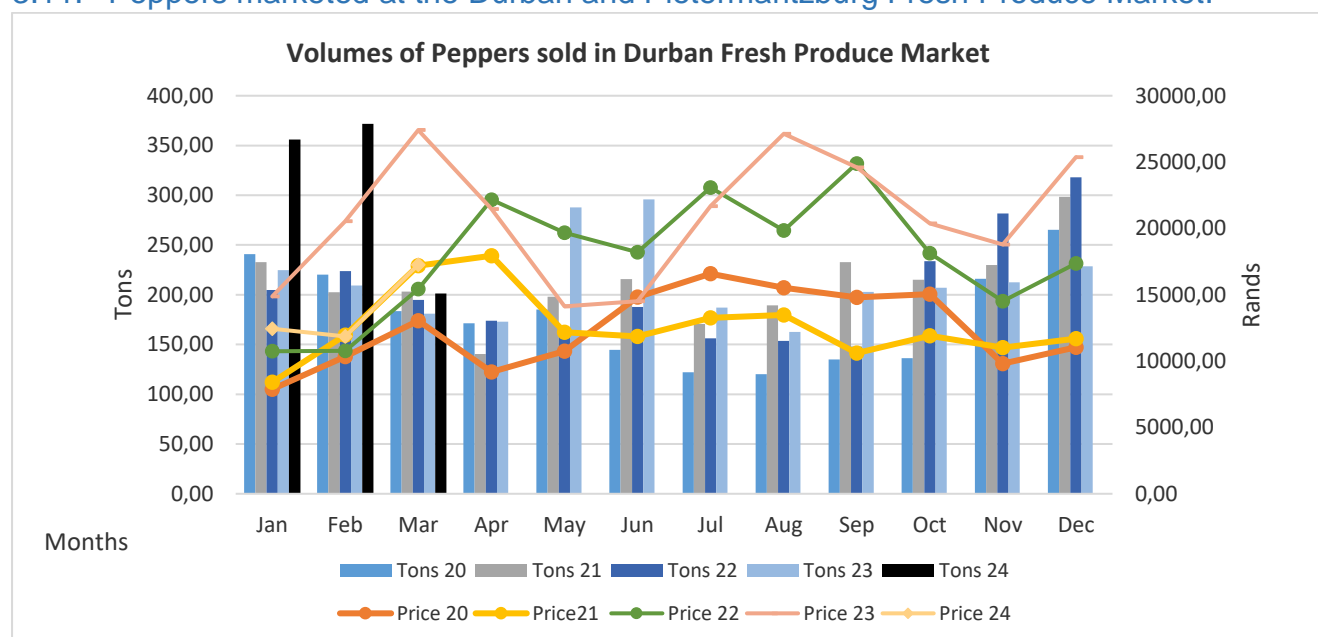


Figure 11.1 Peppers marketed at Durban Fresh Produce Market

In the first quarter of 2024, there was an increase in the volume of peppers marketed by 30,23 %, amounting to 309,61 tons compared to the previous quarter, where 216,00 tons of peppers were marketed. As a result, the average price per decreased by 55,24 % dropping to R13856,36 per ton from R21510,25 per ton obtained in previous quarter. During the first quarter of 2024, volume marketed increased by 33.77% and reached 309.61 tons compared 205.04 tons recorded in the same period of the previous year. The price of peppers decreased by 51,10% in the market and received R13856,30 per ton of peppers marketed in quarter 1 2024 compared to R20937,57 per ton received in the same quarter of the previous year.

On monthly bases, pepper sales reached 201,11 tons during March 2024, which translates into 29,81% decrease in relation to the volume marketed in the previous month. On the other hand, average market price responded by an increase of 18,51% and reached R17271,22 per ton compared to R11860,73 per ton received in February 2024.

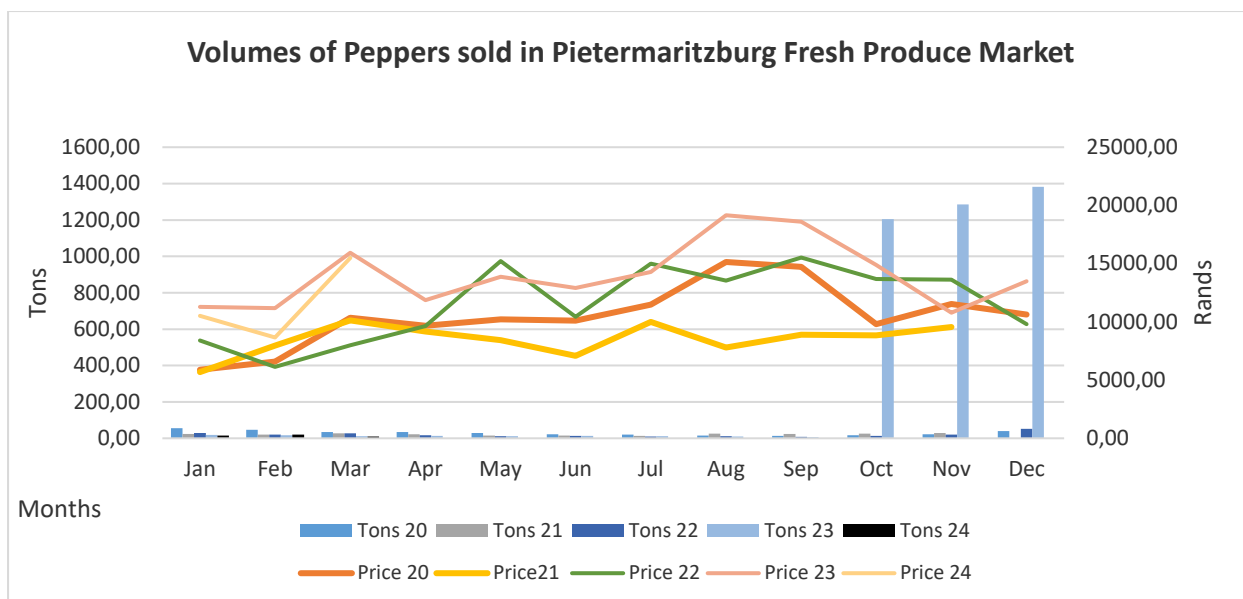


Figure 11.2 Peppers marketed at Pietermaritzburg Fresh Produce Market

During the period under review, the supply of peppers sold marketed at Pietermaritzburg fresh produce market decreased by 1276,25 tons and reached 14,87 tons compared to 1291,12 tons marketed in the previous quarter. Thus, resulting in a major quarter to quarter decrease in volume of peppers marketed. The average price of peppers marketed decreased by R1503,43 per ton, and reached R11554,61 per ton from R13058,04 per ton. This can be translated into 13,01% decrease in the average price per ton at the market in quarter 1 of 2024 compared to the market price recorded in quarter 4, 2023. When comparing quarter 1 of 2024 with quarter 1 of 2023 the volume per ton decreased by 4,77% and reached 14,87 tons from 15,48 tons.

On monthly bases, pepper sales reached 9,90 tons during March 2024, which translates into 32,61% decrease in relation to the volume marketed in the previous month. On the other hand, average market price increased by 28,28% and reached R 15490,24 per ton compared to R 8659,90 per ton received in February 2024.

ACKNOWLEDGEMENTS

Acknowledgement is given to the following information sources:

Directorate: Statistics and Economic Analysis


www.dalrrd.gov.za

DISCLAIMER:

This document and its contents have been compiled by the KwaZulu-Natal Department of Agriculture and Rural Development. The information has been compiled using data from the two provincial fresh produce markets, and other source documents where specified. The Department of Agriculture and Rural Development or the author(s) therefore accepts no liability for losses incurred resulting from the use of this information.

Fresh Produce Market Analysis Report for Quarter 1 (Jan to Mar 2024)

Compiled by:

Signature: 

Date:

Agricultural Economist: Marketing Sub-Directorate
Directorate: Economics, Marketing And Value Adding

Verified and Approved by:

Signature: 

Date:

Director: Economics, Marketing And Value Adding

GROWING KWAZULU-NATAL TOGETHER

#PHEZ'KOMKHONO